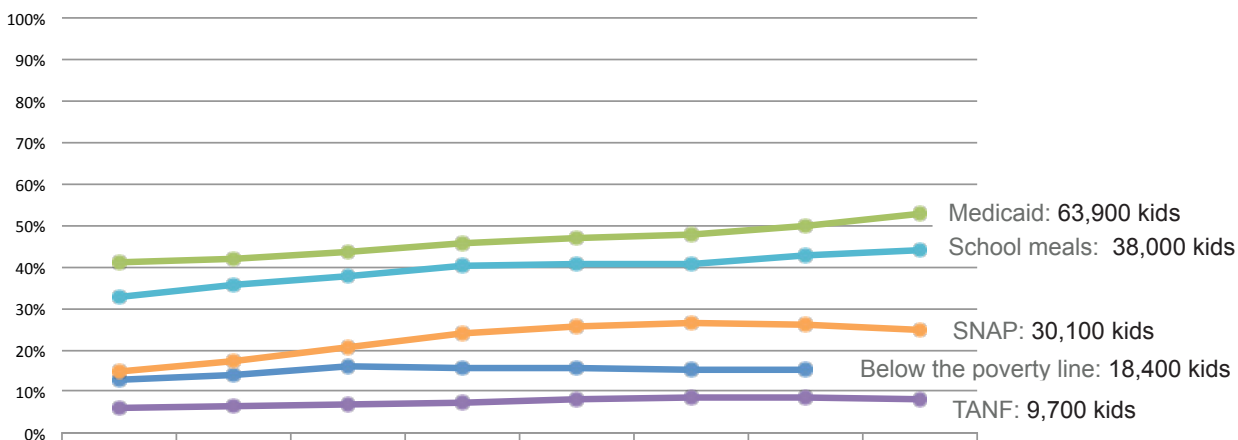


# Vermont

Vermont KIDS COUNT® COUNTY PAGES: *A selection of indicators that matter to child well-being*

TOTAL POPULATION <sup>1</sup>	626,042
CHILDREN UNDER 18 <sup>1</sup>	121,403
MEDIAN INCOME <sup>2</sup>	\$54,447
CHILDREN LIVING IN POVERTY <sup>3</sup>	18,374
% CHILDREN LIVING IN POVERTY <sup>3</sup>	15.4%

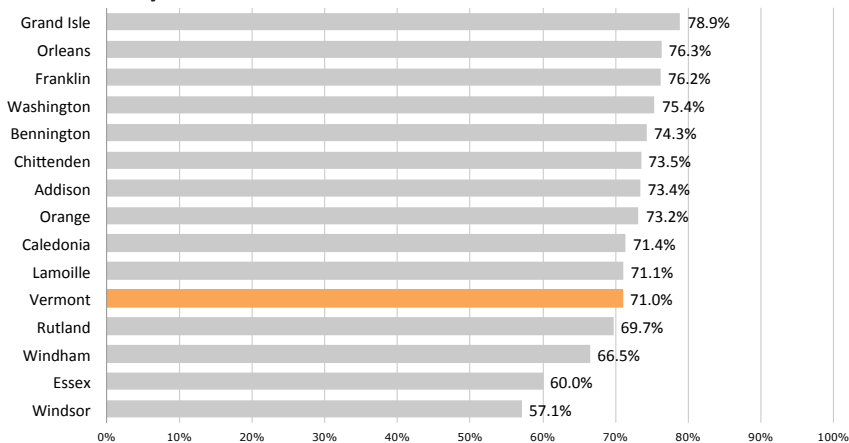
## ECONOMIC SECURITY



	2008	2009	2010	2011	2012	2013	2014	2015
<b>Child Poverty<sup>3</sup></b>	12.8%	14.0%	15.9%	15.8%	15.7%	15.2%	15.4%	NA
<b>SNAP<sup>4</sup></b>	14.6%	17.3%	20.7%	23.9%	25.8%	26.6%	26.1%	24.8%
<b>Medicaid<sup>4</sup></b>	41.0%	41.9%	43.8%	45.6%	47.0%	48.0%	50.0%	52.7%
<b>TANF<sup>4</sup></b>	5.8%	6.3%	6.8%	7.5%	8.0%	8.4%	8.4%	8.0%
<b>School Meals<sup>5</sup></b>	32.7%	35.8%	37.9%	40.2%	40.8%	40.7%	42.7%	44.1%

## HEALTH

### Percent of children ages 19-35 months who are fully immunized<sup>14</sup>

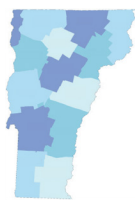


### Vital Statistics

	Vermont rate
Early Prenatal Care <sup>6</sup>	83.5
Low Birth Weight <sup>7</sup>	6.5
Infant Mortality <sup>8</sup>	4.5
*Child Deaths <sup>9</sup>	14.0
*Teen Deaths <sup>10</sup>	44.2
Young Teen Births <sup>11</sup>	6.9
All Teen Births <sup>12</sup>	15.9
New Families at Risk <sup>13</sup>	4.4

**Voices**  
for Vermont's Children

PO Box 261 • Montpelier, Vermont 05601 • 802-229-6377 • fax 802-229-4929  
vtkids@voicesforvorkids.org • www.voicesforvorkids.org

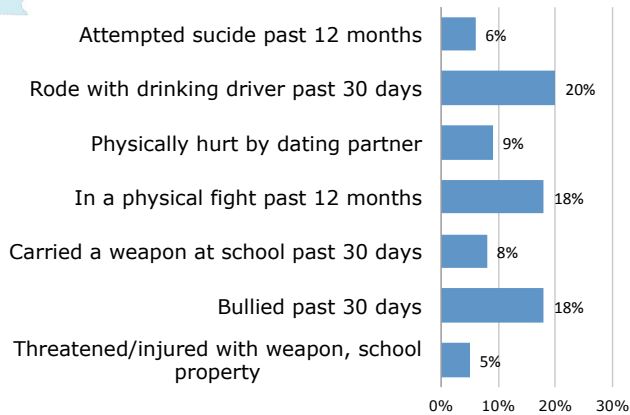


# Vermont

Vermont KIDS COUNT®

## SAFETY

Vermont, grades 9-12, 2015<sup>15</sup>



Child Protection, Vermont, 2015<sup>16</sup>

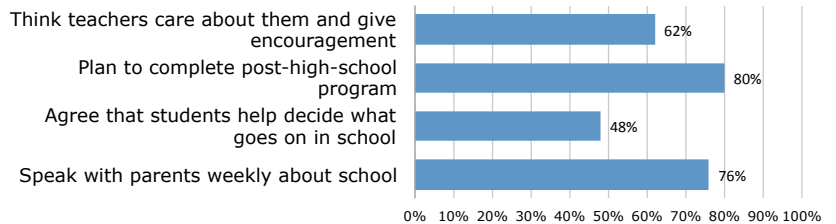
	2010	2011	2012	2013	2014	2015
Reports accepted for intervention	4,601	4,911	4,699	5,135	5,846	5,630
Child abuse investigations	2,465	2,591	2,536	2,657	2,877	2,634
Child abuse assessments	1,058	1,192	1,119	1,409	1,688	1,618
Family assessments	1,078	1,128	1,044	1,069	1,281	1,378
Investigations substantiated	626	690	626	642	652	773
Cases opened for services	430	629	675	790	829	737

## EDUCATION

Educational attainment of adults, 2010-2014<sup>17</sup>

	Vermont
Percent high school graduate or higher	91.6%
Percent bachelor's degree or higher	35.2%
Poverty rate for the population 25 years+	
Less than high school graduate	24.1%
High school graduate (includes equivalency)	11.3%
Some college or associate's degree	9.2%
Bachelor's degree or higher	4.3%

Vermont, grades 9-12, 2015<sup>18</sup>



## BELONGING

*"Do you agree or disagree that in your community you feel like you matter to people?"<sup>19</sup>*

In Vermont, about half of youth say they agree or strongly agree.

Percent who agree/strongly agree

	2007	2009	2011	2013	2015
Vermont 9 to 12	47%	46%	51%	50%	50%
Vermont 6 to 8	NA	NA	53%	54%	55%

\* As they are based very small numbers, changes in Child Death and Teen Death rates over time or differences between counties are generally not statistically meaningful.

- Vermont Department of Health & U.S. Census, 2015 3-year rolling average
- U.S. Census, American Fact Finder, Table S1903, 2014 5-year data
- U.S. Census, SAIPE 2008-2014 estimates
- Vermont Department for Children and Families, Economic Services Division, 2008 through 2015 3-year averages. Data based on snapshots of April enrollment.
- Hunger Free Vermont, 2009-2010 school year through 2015-2016 school year. Data represents October enrollment.

All data for 6-13 are 2013 3-year averages. Vermont Dept. of Health, Vital Statistics.

- Pregnant women who seek early prenatal care (care within the first trimester)
- Infants weighing less than 5.5 pounds at birth, per 100 live births
- Deaths to infants less than one year of age, per 1,000 live births
- Child deaths per 100,000 children ages 1-14
- Teen deaths per 100,000 teens ages 15-19
- Births to mothers ages 15-17, per 1,000 females of the same age
- Births to mothers ages 15-19, per 1,000 females of the same age
- First births to single women under 20 years of age with less than 12 years of education

- Vermont Department of Health, Department of Health Surveillance, 2015 Vermont Youth Risk Behavior Survey, 2015 reports by county
- DCF, FSD annual child protection reports.
- U.S. Census, American Face Finder, Table S1501, 2014 5-year data.
- Vermont Youth Risk Behavior Survey, 2015 reports by county
- Vermont Youth Risk Behavior Survey, 2007-2015 reports by county and 2015 full statewide report.

For definitions and sources: <http://www.voicesforvkids.org/wp-content/uploads/CountyPagesData.pdf>

Vermont KIDS COUNT research is funded by the Annie E. Casey Foundation. We thank them for their support, but acknowledge that the findings presented in these county pages are those of Voices for Vermont's Children alone, and do not necessarily reflect the opinions of the Foundation.

# Voices for Vermont's Children

PO Box 261 • Montpelier, Vermont 05601 • 802-229-6377 • fax 802-229-4929  
vtkids@voicesforvkids.org • www.voicesforvkids.org

